



Grade Point Averages

Klein Collins High School

What is GPA?

Grade point average (GPA) is a numerical summary of your grades from high school.

It is used to determine class rank.

Colleges use rank and GPA to compare you to other applicants.



How is GPA determined?

“Points” are assigned to the grade you earned in a class.

You receive points for each semester average.

Use the scale in the KISD GPA Scale in the Student Handbook or JR/SR Handbook.




The KISD GPA Scale

KISD GPA is on a 4.0+ weighted scale.

Regular classes use the “regular” scale.

More difficult classes use the “advanced” scale or the “honors/GT/AP/Pre-AP” scale.




Course Average	Honors/GT/AP/Pre IB & IB/ Pre-AP				
	Pre-AP-GT/Dual Credit		Advanced		Regular
100	6.0		5.5		5.0
99	5.9		5.4		4.9
98	5.8		5.3		4.8
97	5.7		5.2		4.7
96	5.6		5.1		4.6
95	5.5		5.0		4.5
94	5.4		4.9		4.4
93	5.3		4.8		4.3
92	5.2		4.7		4.2
91	5.1		4.6		4.1
90	5.0		4.5		4.0
89	4.9		4.4		3.9
88	4.8		4.3		3.8
87	4.7		4.2		3.7
86	4.6		4.1		3.6
85	4.5		4.0		3.5
84	4.4		3.9		3.4
83	4.3		3.8		3.3
82	4.2		3.7		3.2
81	4.1		3.6		3.1
80	4.0		3.5		3.0
79	3.8		3.3		2.8
78	3.6		3.1		2.6
77	3.4		2.9		2.4
76	3.2		2.7		2.2
75	3.0		2.5		2.0
74	1.8	*2.8	1.8	*2.3	1.8
73	1.6	*2.6	1.6	*2.1	1.6
72	1.4	*2.4	1.4	*1.9	1.4
71	1.2	*2.2	1.2	*1.7	1.2
70	1.0	*2.0	1.0	*1.5	1.0

*Beginning with the freshman class of 2010-2011


Calculating an Unofficial GPA

You need the following –

- **Your transcript (or all of your end-of-year report cards) from high school**
- **KISD GPA scale**
- **Pencil**
- **Calculator**



Step 1: No Intermediate School Grades

- **Mark out all classes from IS**
 - **They don't factor into your GPA**
 - **IS classes are designated with "J"**
 - **Common IS classes**
 - **commapp, TADTP (desktop), keybrdg, hlth ed, foreign lang 1-2, algebra**
- 

Step 1: No “J” Grades

Language Arts

Year	Course Name	S1	S2	AV	CR
07/08	COMMAPP:J	77			0.5
08/09	ENG 1	81	79		1.0
09/10	ENG 2	75	70		1.0
10/11	ENG 3	65			0.0
	READAPP	86			0.5

Mathematics

Year	Course Name	S1	S2	AV	CR
08/09	ALG 1	80	82		1.0
09/10	GEOM	70	64		0.5
10/11	ALG 2	52			0.0
	GEOM:Z		P		0.5


Science

Year	Course Name	S1	S2	AV	CR
08/09	IPC	82	74		1.0
09/10	BIO	86	77		1.0
10/11	CHEM	63			0.0

Social Studies

Year	Course Name	S1	S2	AV	CR
08/09	W GEO:R		87		0.5
	W GEO:HQ	80	67		0.5
09/10	W HIST	83	81		1.0
10/11	US HIST	76			0.5

Step 2: Failing Grades

- **Note that the scale only goes down to 70.**
 - **You do not receive grade points for failing grades, so this lowers your GPA.**
 - **Write 0 pts beside each failing grade.**
- 

Step 2: Failing Grades

Language Arts

Year	Course Name	S1	S2	AV	CR
07/08	COMMAPP:J	77			0.5
08/09	ENG 1	81	79		1.0
09/10	ENG 2	75	70		1.0
10/11	ENG 3	65			0.0
	READAPP	86			0.5

Mathematics

Year	Course Name	S1	S2	AV	CR
08/09	ALG 1	80	82		1.0
09/10	GEOM	70	64		0.5
10/11	ALG 2	52			0.0
	GEOM:Z		P		0.5


Science

Year	Course Name	S1	S2	AV	CR
08/09	IPC	82	74		1.0
09/10	BIO	86	77		1.0
10/11	CHEM	63			0.0

Social Studies


Year	Course Name	S1	S2	AV	CR
08/09	WGEO:R		87		0.5
	WGEO:HQ	80	67		0.5
09/10	WHIST	83	81		1.0
10/11	US HIST	76			0.5

Step 3: Regular Classes

- **Look at your grade for English 1 (ENG1) in the first grade column (S1).**
 - **Find your grade on the “regular” scale.**
 - **EX: grade of 81 = 3.1 on scale**
- 

Step 3: Regular Classes

- **Write “3.1” on your transcript beside the 70.**
- **Repeat this process for your second semester grade (S2 column).**
- **Repeat for all regular classes.**



Step 3: Regular Classes

Language Arts

Year	Course Name	S1	S2	AV	CR
07/08	COMMAPP:J	77			0.5
08/09	ENG 1	81 3.1	79 2.8		1.0
09/10	ENG 2	75 2.0	70 1.0		1.0
10/11	ENG 3	65 0			0.0
	READAPP	86 3.6			0.5

Mathematics

Year	Course Name	S1	S2	AV	CR
08/09	ALG 1	80 3.0	82 3.2		1.0
09/10	GEOM	70 1.0	64 0		0.5
10/11	ALG 2	52 0			0.0
	GEOM:Z		P		0.5

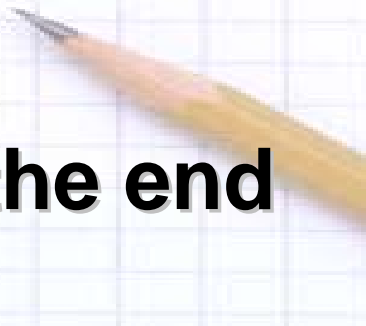
Science

Year	Course Name	S1	S2	AV	CR
08/09	IPC	82 3.2	74 1.8		1.0
09/10	BIO	86 3.6	77 2.4		1.0
10/11	CHEM	63 0			0.0


Social Studies

Year	Course Name	S1	S2	AV	CR
08/09	WGEO:R		87 3.7		0.5
	WGEO:HQ	80	67 0		0.5
09/10	WHIST	83 3.3	81 3.1		1.0
10/11	US HIST	76 2.2			0.5

Step 4: PreAP/GT/AP/DC Classes

- **PreAP classes are designated with “HQ” at the end (ENG1:HQ)**
 - **GT classes have “GQ” at the end (ALG2:GQ)**
 - **AP classes have “HP” at the end (APUSHIST:HP)**
- 

Step 4: PreAP/GT/AP/DC Classes

- Using the “Honors/GT/AP/Pre-AP/DC” scale, find your grade and record points on the transcript for all of the honors/GT/AP/Pre-AP/DC classes you’ve taken.
 - EX: WGEO:HQ grade of 80 = 4.0 pts
- 

Step 4: PreAP/GT/AP/DC Classes

Language Arts

Year	Course Name	S1	S2	AV	CR
07/08	COMMAPP:J	77			0.5
08/09	ENG 1	81 3.1	79 2.8		1.0
09/10	ENG 2	75 2.0	70 1.0		1.0
10/11	ENG 3	65 0			0.0
	READAPP	86 3.6			0.5

Mathematics

Year	Course Name	S1	S2	AV	CR
08/09	ALG 1	80 3.0	82 3.2		1.0
09/10	GEOM	70 1.0	64 0		0.5
10/11	ALG 2	52 0			0.0
	GEOM:Z		P		0.5

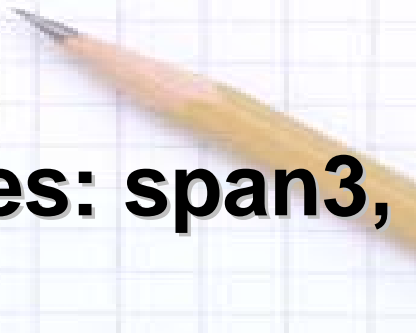
Science

Year	Course Name	S1	S2	AV	CR
08/09	IPC	82 3.2	74 1.8		1.0
09/10	BIO	86 3.6	77 2.4		1.0
10/11	CHEM	63 0			0.0


Social Studies

Year	Course Name	S1	S2	AV	CR
08/09	W GEO:R		87 3.7		0.5
	W GEO:HQ	80 4.0	67 0		0.5
09/10	W HIST	83 3.3	81 3.1		1.0
10/11	US HIST	76 2.2			0.5

Step 5: Advanced Classes


- Most advanced courses are designated with “Ad” at the end (CHEM:Ad)
 - All are listed in the handbook below the GPA scale – be sure to check!
 - Common advanced classes: span3, 4th yr of athletics
- 

Step 5: Advanced Classes

- Using the “Advanced” scale, find your grade and record points on the transcript for all of the advanced classes you’ve taken.
 - EX: SPAN3:Ad grade of 92 = 4.5 pts
- 

Step 6: Add

- **Add all of the points that you've written down.**
- **Hint: Add S1 column and write it down. Then add S2 column.**



Step 6: Add

Language Arts

Year	Course Name	S1	S2	AV	CR
07/08	COMMAPP:J	77			0.5
08/09	ENG 1	81 3.1	79 2.8		1.0
09/10	ENG 2	75 2.0	70 1.0		1.0
10/11	ENG 3	65 0			0.0
	READAPP	86 3.6			0.5

Mathematics

Year	Course Name	S1	S2	AV	CR
08/09	ALG 1	80 3.0	82 3.2		1.0
09/10	GEOM	70 1.0	64 0		0.5
10/11	ALG 2	52 0			0.0
	GEOM:Z		P		0.5

Science

Year	Course Name	S1	S2	AV	CR
08/09	IPC	82 3.2	74 1.8		1.0
09/10	BIO	86 3.6	77 2.4		1.0
10/11	CHEM	63 0			0.0


Social Studies

Year	Course Name	S1	S2	AV	CR
08/09	W GEO:R		87 3.7		0.5
	W GEO:HQ	80 4.0	67 0		0.5
09/10	W HIST	83 3.3	81 3.1		1.0
10/11	US HIST	76 2.2			0.5


$$29 + 18.6 = 47.6$$

Step 7: Count

- **Count your total number of grades, including the zero pts. (EX: 22 grades)**
- **You should have 7 grades per semester (unless you're taking late arrival or early release).**
- **By the end of 9th grade, you should have 14 grades.**
- **End of 10th = 28 grades**
- **End of 11th = 40 to 42 grades**
- **You'll have more grades if you took summer school.**



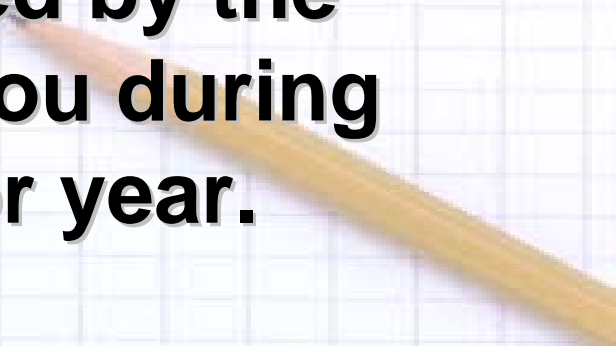
Step 8: Divide

- **Divide your two answers.**
 - **EX: 47.6 total points ÷ 22 semester grades = 3.78125**
 - **Your unofficial GPA is 2.1636 on a 4.0+ scale.**
- 

Unofficial vs. Official GPA

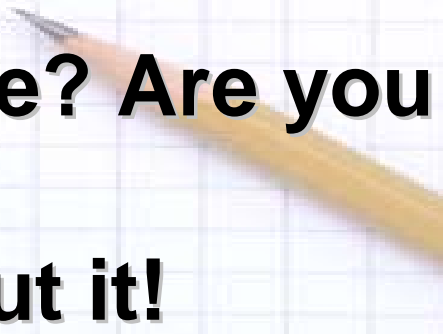
You've just calculated your unofficial GPA. You can use this when applying for summer leadership programs, etc.

Your official GPA is calculated by the school and is reported to you during the first week of your senior year.



Important Information

Class of 2011:

- **Top 10% = 4.73 and above**
 - **Top 25% = 4.10 and above**
 - **Top 50% = 3.38 and above**
 - **Top 75% = 2.61 and above**
-
- **Where would your GPA be? Are you satisfied with that?**
 - **If not, DO something about it!**
- 

The Un-weighted 4.0 Scale

- **A = 90-100 = 4.0**
 - **B = 80-89 = 3.0**
 - **C = 75-79 = 2.0**
 - **D = 70-74 = 1.0**
 - **F = below 70 = 0**
-
- **Follow the same process but use this scale.**
- 